

**SMART LINK**  
*Tomorrow's Technology Today*

## PRODUCT LIST



**PROUDLY  
AUSTRALIAN**



- *Telephone Based*
- *Wireless*
- *Hardwired*

A division of Ness Corporation Pty Ltd ABN 28 069 984 372












Unit 4 / 56 Norcal Road Nunawading VIC 3131 Australia








Ph: 03 9875 6400

Email: [smartlink@ness.com.au](mailto:smartlink@ness.com.au)




www.smartlink.com.au

| Item | Product Code       | Product Name & Description   |
|------|--------------------|--|
| 1    |                    | <b>SMARTLINK MEDICAL ALARMS</b> "Designed Developed & Manufactured in Australia"   |
| 1.01 | 106-324            | <p><b>Medi 'Guardian MKII' 4G Wall &amp; desk mount Voice &amp; Data (TWR Spread spectrum technology) 4G' with VOLTE (LTE) compatibility. Includes 2 way spread spectrum long range pendant (wrist-watch/neck-chain), plug pack, rechargeable battery backup &amp; user manual.</b></p> <p><u>New additional features</u></p> <ol style="list-style-type: none"> <li>1. Full internet programming functions over the internet with UDP &amp; TCP for both IP &amp; Cellular monitoring</li> <li>2. Firmware revisions/updates over the cellular network with full remote diagnostics (Main unit and Peripherals analysis of signal strengths, Battery static &amp; dynamic voltages etc.)</li> <li>3. L.T.E compatibility feature freely available on the network &amp; Control rooms.</li> <li>4. 4G with auto fallback to 3G compatibility for voice channels in the interim before LTE readily available.</li> </ol> <p>Fully programmable via Internet, SMS, Direct connect computer, Remote up/download &amp; buttons on unit.</p> <p><b>NB: New optional features</b> - Wireless Ethernet Wi-Fi connection &amp; Dual SIM capability, Video link capture capabilities - TBA when available.</p> <p><b>NB: SIM card not included.</b></p> <p>NB: Refer to website for features &amp; specifications.<br/>Up/Download software No Charge (Refer SmartLink)</p>  |
| 1.02 | 106-348            | <p><b>Companion 'DUAL PSTN &amp; 4G' and Dual trigger device frequency capability (304MHZ &amp; 928MHZ)</b></p> <p><b>Includes PSTN connection port, 4G cellular connection with Volte (LTE), Dual 304MHz &amp; 928MHz 2 way Spread spectrum long range pendant capabilities (wrist-watch/neck chain/Wall), plug pack, rechargeable battery backup, &amp; user manual.</b> Inclusion of 'Dual' receivers caters for the new spread spectrum technology 915-928Mhz as well as the older 304Mhz technology for backwards compatibility of peripheral devices for Cap ex cost savings. Has standard telephone (PSTN) connection as well as GPRS/GSM, 4G connectivity for IP &amp; cellular monitoring over the wireless network. Has the ability to program in 4 separate IP addresses for GPRS Monitoring as well as 2 telephone numbers for both PSTN and GSM monitoring. Effectively can be used as wireless IP only, GSM only, PSTN standard telephone line only and or a combination of all three for extra redundancy paths.</p> <p><b>Optional Feature</b> - Video link capture capabilities - TBA when available.</p> <p><b>NB: SIM card not included.</b></p> <p>Refer to website for New features and specifications<br/>Up/Download programming software No Charge (Refer SmartLink)</p>    |
| 1.03 | 106-364-SLK-WHT-4G | <p><b>SmartLink Mezzo '4G' Combined Medical/Home automation/Security/energy management system</b></p> <p><b>The latest AS4607 compliant Complete Medical alarm unit with a myriad of other VIP features</b> including but not limited to: <b>Home Automation management - Alexa &amp; Google home management - Energy management - Security management - Video management - Health management - NDIS management - Intercom management - Scene management etc. all in one combined newly released award winning unit.</b> Also incorporates LAN internet connection capabilities, Cellular GPRS backup LAN &amp; Alarm capabilities, inbuilt self contained router, Google home &amp; Alexa compatible control platforms, inbuilt battery back up, Z wave device compatible capabilities etc. All existing &amp; new Smartlink TWR devices are instantly compatible with this remarkable unit as well as a myriad of other control platform devices. Comes complete with Main unit (AS4607 compliant) battery backup &amp; power supply. <b>SIM card &amp; Basic cloud function included with units at our current corporate rate PCM.</b> Owners App control downloadable from Android or IOS App stores.</p> <p><b>New Optional Feature</b> - Dual SIM capability - TBA when available.</p>   |
| 2    |                    | <b>WIRELESS RADIO PRODUCTS</b>   |
| 2.01 | 106-183            | <p><b>Waterproof pendant for new TWR SmartLink units 915-928 MHz 'Aust/NZ'</b></p> <p>New frequency hopping spread spectrum pendant for the New Smartlink Medical alarms with updated TWR receiver integration. Two way feedback on pendant that signal has been sent to unit &amp; again received back at pendant for acknowledgement. Up to 300 metres range. Comes complete with wristwatch strap &amp; chain. Can be used as wristwatch, pendant or wall mount application. Ultrasonically sealed to be completely waterproof (IP67).</p> <p><b>NB: Emergency Wall mount plate (106-186) NOT included.</b></p>    |
| 2.02 | 106-223            | <p><b>TWR spread spectrum 'vibrating' pendant for new TWR SmartLink units 915-928 MHz 'Aust/NZ'</b></p> <p>New frequency hopping spread spectrum pendant for the New Smartlink Medical alarms with updated TWR receiver integration. <b>New enhanced two way vibrating tactile feedback technology pendant</b> for sight impaired and or just general ease and peace of mind that signal has been sent to unit and again received back at pendant for acknowledgement. Up to 300 metres range. Comes complete with wristwatch strap &amp; neck chain. Can be used as wristwatch or pendant. Ultrasonically sealed to be completely waterproof (IP67).</p>   |
| 2.03 | 106-226            | <p><b>TWR spread spectrum pendant with 'Bluetooth' for TWR SmartLink units 915-928 MHz 'Aust/NZ'</b></p> <p>New frequency hopping spread spectrum pendant for the New Smartlink Medical alarms with updated TWR receiver integration. <b>New enhanced two way also incorporating 'Special inbuilt blue tooth technology'</b> that automatically pairs with the smartLink App if it cannot find the main Medi Minder unit for any reason (Out of range, travelling, interference etc.) and automatically sends an emergency call with full Google map co-ordinates with alarm and location facilities to any nominated mobile around the world total peace of mind. Now you can send an alarm anywhere in your travels. Comes complete with wristwatch strap &amp; neck chain. Can be used as wristwatch or pendant. Ultrasonically sealed to be completely waterproof (IP67).</p>   |
| 2.04 | 106-366            | <p><b>TWR 'Call/Cancel' spread spectrum pendant for TWR SmartLink units 915-928 MHz 'Aust/NZ'</b></p> <p>Can now send a <b>Call</b> and <b>Cancel</b> (Restore) message from the one pendant with logic button presses. New frequency hopping spread spectrum pendant for all the New Smartlink Medical alarms with updated TWR receiver integration. Two way feedback on pendant that signal has been sent to unit &amp; again received back at pendant for acknowledgement. Up to 300 metres range. Comes complete with wristwatch strap &amp; chain. Can be used as wristwatch or neck pendant. Ultrasonically sealed to be completely waterproof (IP67).</p>    |









| Item | Product Code      | Product Name & Description  |
|------|-------------------|---|
| 2    |                   | <b>WIRELESS RADIO PRODUCTS (continued)</b>  |
| 2.05 | 106-322           | <b>TWR combined 'Vibration &amp; Bluetooth' Pendant for TWR SmartLink units 915 - 928 MHz 'Aust/NZ'</b><br> <p>This exciting new TWR spread spectrum oval pendant can be worn around the neck or on the wrist and now has the following combined features: <b>Simple battery change compartment technology with IP67 Rating, two way spread spectrum technology, inbuilt Bluetooth technology, inbuilt vibration confirmation technology, multi coloured LED's &amp; confirmation technology all rolled into one small, easy to use pendant.</b> (Multi-colour silicon watch mount straps also available)</p>  |
| 2.06 | 106-383           | <b>Fall Detector 'Multi-purpose' TWR Pendant (Fall Detector, Bluetooth, Sound &amp; Light functions combined)</b><br> <p>This exciting new oval multi purpose pendant can be worn around the neck or on the wrist and now has the following new features: <b>Inbuilt fall detection technology, Inbuilt Bluetooth technology, TWR spread spectrum technology, Multi coloured LED's with inbuilt sound confirmation technology &amp; simple battery change compartment technology with IP67 Rating,</b> all rolled into one small, easy to use multi-purpose pendant. (Multi-colour silicon watch mount straps also available)</p>  |
| 2.07 | 106-186           | <b>Wall mount plate 'Emergency' (White - suitable for pendants 106-183 &amp; 100-794)</b><br>  |
| 2.08 | 100-839 (106-270) | <b>TWR spread spectrum 4 button control pendant 915 - 928 MHz 'Aust/NZ'</b><br> <p>Key ring type, complete with battery. 4-button (on, off, panic &amp; spare - e.g.: Garage door).</p>  |
| 2.09 | 100-794           | <b>Universal waterproof pendant for SmartLink units 304MHz</b><br> <p>For SmartLink wireless products. Comes complete with wristwatch strap &amp; chain. Can be used as wristwatch, pendant or wall mount application. Ultrasonically sealed to be completely waterproof (IP67). Powered by lithium battery.<br/> <b><u>NB: Emergency Wall mount plate NOT included.</u></b></p>   |
| 2.10 | 100-841-WM-xx     | <b>Wall mounted Wireless Call points - TWR spread spectrum long range technology</b><br> <p>Wall mount wireless call point with ability to add nurse call socket and provision for remote wiring connections on PCB.<br/> <b>(NB: Labels included Specify when ordering. Socket not included) Any extra labels \$7.00 each</b></p> <p><b>Label</b></p> <ul style="list-style-type: none"> <li>EC Buttons labeled <b>Emergency &amp; Cancel</b> - Product No <b>440-382</b></li> <li>CC Buttons labeled <b>Call &amp; Cancel</b> - Product No <b>440-381</b></li> <li>SC Buttons labeled <b>Staff Assist &amp; Cancel</b> - Product No <b>440-412</b></li> <li>NC Buttons labeled <b>Nurse Present &amp; Cancel</b> - Product No <b>440-383</b></li> </ul> |
| 2.11 | 100-821-WM-xx     | <b>As above Wall mount but older 304Mhz frequency technology</b>  |
| 2.12 | 702-014           | <b>Jack Plug socket for wireless call point (100-841/821)</b><br> <p>6.3mm stereo N/C or N/O circuit type socket for wireless call point (requires 9mm mounting hole).<br/> <b>Required when adding a patient push set to a wireless call point (100-821)</b></p>  |
| 2.13 | 100-835           | <b>Wireless 'inactivity' PIR with inbuilt night light - TWR spread spectrum long range technology</b><br> <p>Complete with 9V lithium battery. As well as an infrared wireless detector for inactivity and or security it has an inbuilt night light that glows in the dark when it detects movement to allow vision in emergencies and or just convenience when getting out of bed.</p>   |
| 2.14 | 106-174           | <b>Same as above PIR but older 304Mhz frequency technology</b>  |
| 2.15 | 420-056           | <b>Arthritic Sleeve for Pendants 106-183, 100-794 &amp; 106-020</b><br> <p>Arthritic silicon Sleeve for Pendants 106-183, 100-794 &amp; 106-020 that slips over any of the these existing pendants increasing button size and depth to approx. 300% with soft touch activation for arthritic and or limited hand or body dexterity.</p>  |
| 2.16 | 106-254           | <b>TWR spread spectrum Blow switch with inbuilt jack for 3rd party devices (large button switches etc.)</b><br> <p>The SmartLink Wireless Blow Switch TWR (Spread Spectrum Two Way Radio) is a complete Radio transmitting device. The Wireless Blow Switch also has a 3.5mm connection jack for any optional external Normally Open (NO) alarm devices to trigger an alarm. An integrated beeper and flashing LED light also acts as reassurance for the patient during an emergency situation.</p>   |
| 2.17 | 100-679           | <b>Wireless inactivity/security mini reed sensor (304MHz)</b><br> <p>Complete with 3V lithium battery and magnet. Transmits alarm, restore and low battery.</p>  |

| Item | Product Code                        | Product Name & Description  |
|------|-------------------------------------|---|
| 2    | WIRELESS RADIO PRODUCTS (continued) |   |
| 2.18 | 106-043                             | <b>Wireless smoke detector (304MHz)</b><br>Designed for use as an optional radio accessory with SmartLink systems. The photoelectric smoke detector and on-board radio transmitter are powered by a single 9V Alkaline battery (supplied). Alarm signals are delayed by 10 seconds before being sent to allow the on-board sounder to be tested without triggering the alarm system. The RSM has a twist-off base which simplifies installation and battery replacement.                                 |
| 2.19 | 100-838                             | <b>TWR Wireless smoke detector - TWR 2 way spread spectrum long range technology</b><br>Requires 2 x CR123A batteries (not included)  |
| 2.20 | 142-028                             | <b>Battery CR123A Lithium</b>   |
| 2.21 | 106-293                             | <b>Wireless TWR 3 Wire Interface for 240V hardwired PSA smoke detector 100-014</b><br>Designed for use as an optional radio accessory to allow a wireless link from any hardwired PSA smoke detector to be connected through wireless transmission to any TWR SmartLink radio system or device ( <b>E.G TWR Medical dialers, wireless nurse call, stand alone receivers etc.</b> ) Does not require any additional batteries as interfaces into existing PSA hardwired smoke detector for transmission.  |
| 2.22 | 106-342                             | <b>Wireless TWR 3 Wire Transponder only Interface for 240V hardwired smoke detectors etc.</b>   |
|      |                                     |    |
| 2.23 | 100-014                             | <b>PSA 240V hardwired smoke detector Photo Electric with 'Rechargeable' 9V backup battery.</b><br>Designed for use in installations that require 240V hardwired smoke detectors and also require to be linked via radio signals direct into Smartlink wireless systems via the 106-293 TWR wireless interface above. ( <b>E.G TWR Medical dialers, wireless nurse call, stand alone receivers etc.</b> ) Smoke detector is photo electric and has a 9V rechargeable battery back up as well.             |
| 2.24 | 106-309                             | <b>Smartlink Single channel TWR wireless receiver - TWR spread spectrum long range technology</b><br>Single channel either open collector or relay NC/C/NO activation. Maximum 20 wireless TWR devices per receiver.   |
| 2.25 | 106-179                             | <b>Single Channel wireless receiver 304Mhz</b><br>Single channel either open collector or relay NC/C/NO activation. Maximum 4 wireless devices per receiver.   |
| 2.26 | 545-066                             | <b>Silicon wrist straps for Bluetooth oval vibration pendants. Colours BLK-WHT-BLU-PNK</b><br>Used with oval Bluetooth Vibration pendants (106-323) or oval Bluetooth pendants for wristwatch mounting if required.    |
| 3    | ACCESSORIES & PARTS                 |   |
| 3.01 | 106-109                             | <b>External Extension Antenna (Aerial) with 5 metre lead for GPRS/GSM units</b><br>Extends antenna for greater coverage of GSM signal if required. Comes complete with 5 Metres of cable  |
| 3.02 | 106-294                             | <b>GPRS/GSM Window Antenna</b>  |
| 3.03 | 895-212                             | <b>Antenna 4G GPRS/GSM Swivel</b>   |
| 3.04 | 450-001                             | <b>Telephone lead assembly</b><br>RJ11 style Plug & lead for all medical alarms.  |
| 3.05 | 895-026                             | <b>Stainless steel neck chains</b><br>Stainless steel neck chains for pendants.   |
| 3.06 | 105-591                             | <b>Kit bag Medi (white)</b>   |
| 3.07 | M3LC                                | <b>Mode 3 adaptor leads &amp; plug</b><br>Converts existing telephone socket to a Mode 3 socket.  |
| 3.08 | W-2478                              | <b>RJ-45 lead with plug</b><br>RJ-12 to RJ-45 lead and plug (used with new Telstra installations).  |
| 3.09 | 840-030                             | <b>Standard 17V plug pack</b><br>Standard SmartLink 17VAC 300mA plug pack (included with Medi-Alarm, Security-Alarm, Medi-Call, Repeater & OEM Dialer units).   |
| 3.10 | 220-089                             | <b>Inner Box for Medi-Minder (plain)</b><br>Medi-Minder empty cartons.  |
| 3.11 | 142-007                             | <b>9V lithium battery</b><br>9VDC lithium batteries for devices and older Medi-Alarm SmartLink units.   |

| Item | Product Code                    | Product Name & Description  |
|------|---------------------------------|---|
| 3    | ACCESSORIES & PARTS (continued) |   |
| 3.12 | 165-277                         | <b>Medi-Call/Minder &amp; Companion wall mount bracket</b><br>Wall bracket for Medical minder type units (106-182, 106-189, 100-871, 106-348 etc.)   |
| 3.13 | 142-016                         | <b>Medi-Call rechargeable battery</b><br>8.4V Ni-MH rechargeable battery for older Medi-Call unit (100-659).  |
| 3.14 | 142-001                         | <b>Repeater/OEM Dialer rechargeable battery</b><br>8.4V Ni-MH rechargeable battery for Repeater (100-292), OEM Dialer (100-232).  |
| 3.15 | OEM LABELS                      | <b>OEM Labels for Medi-Call unit</b><br>Special OEM labels can be manufactured on request to suit individual requirements. Minimum run of 500. Artwork to be supplied.<br><b>NB: Price dependant on artwork, number of colours etc.</b><br><b>Please contact office for quote.</b>  |
| 3.16 | 450-185                         | <b>New Medi-Link Programming Lead (DB9)</b><br>Programming lead to be used with new Up/Download software for Medi-Link unit. Comes standard with serial DB9 connector.   |
| 3.17 | 450-230                         | <b>New Medi-Link Connector Leads - Input/Output</b><br>Medi-Link Auxiliary Input & Output connector. Used for interfacing auxiliary devices to the Med-Link system such as external hardwired inputs and outputs.<br>COM (Black), Data in (Brown), Data _out (Red), IN1 (Orange), IN2 (Yellow), IN3 (Green), IN4 (Blue), OUT1 (Purple), OUT2 (Grey), OUT3 (white)  |
| 3.18 | 165-124                         | <b>New Medi-Link bottom cable cover</b><br>New Medi-Link bottom cable cover   |
| 3.19 | 112-035                         | <b>New Medi-Link External aerial housing</b><br>New Medi-Link External aerial housing   |
| 3.20 | 142-014                         | <b>New Medi-Link rechargeable SLA 12V DC battery</b><br>New Medi-Link rechargeable SLA 12V DC battery   |
| 3.21 | 220-062                         | <b>New Medi-Link Plain box carton for unit</b><br>New Medi-Link Plain box carton for unit   |
| 3.22 | 142-031                         | <b>Medi-Minder/Guardian 1.6AH rechargeable battery</b>  |
| 3.23 | 840-050                         | <b>Medi-minder/Guardian 9VDC 300ma Plug Pack</b>  |
| 3.24 | 840-056                         | <b>Medi Minder 'Linear' 9VDC 300ma Plug pack</b><br>Used to reduce interference to weak AM radio stations   |
| 3.25 | 450-191                         | <b>New Medi-Minder &amp; Guardian Connector Leads - Input/Output</b><br>Medi-Minder & Medi Guardian Auxiliary Input & Output connector. Used for interfacing auxiliary devices to the Med-minder systems such as external hardwired inputs and outputs.    |







| Item  | Product Code               | Product Name & Description   |
|---|----------------------------|--|
| <b>4 SMARTLINK 'SMARTCARE' NURSECALL MONITORING SYSTEM CONTROLLERS</b>              |                            |  |
| <b>4.01</b>   | <b>SLSC-6500-001-BA</b>    | <b>Smartlink SmartCare 3 Int port License</b>  |
|    |                            | <b>SmartLink 'SmartCare' software license interface.</b> Includes 3 interface ports for SmartLink systems (SmartWire, SmartLink SCU, and/or SmartLine). Can also be mixed & matched to other devices or other interface lists (e.g.: DECT, Fire, Digital displays etc.) but the maximum is three with this initial license (refer to SLSC 6500-viewer for extra ports/interfaces above 3). Purchase requires the online training & competence certificate (Approx. 1 to 2 Hrs) to be completed by a representative of the purchasing entity. <b>NB:</b> Must also purchase <b>SLSC-SRV-02-RACK SERVER</b> (item 4.02) hardware combined with this initial 3 port license bundle software at all times with this package. |
| <b>4.02</b>   | <b>SLSC-SRV-02</b>         | <b>Rack Server 2.4 GHZ 8GB Ram 250 SSD</b>   |
|    |                            | <b>SLSC Rack mount Server 2.4 GHZ 8GB Ram 250 SSD. NB:</b> Requires <b>SLSC-6500-001-BA</b> SmartLink SmartCare 3 port license key (item 4.01) to be purchased & installed as well (unless hardware replacement due to warranty and / or damage).  |
| <b>4.03</b>   | <b>SLSC-INT-65V</b>        | <b>Extra SLSC Interface</b>  |
|   |                            | Extra Interface License for more interfaces above the standard three included in the SLSC-6500-001-BA software package. There are well over 60 various NurseCall, Fire, Telephone & building management systems currently available to date & increasing. <b>Please contact SmartLink for all the various interfaces available.</b>  |
| <b>4.04</b>   | <b>SLSC-6500-MAINT FEE</b> | <b>12 Months Maintenance Fee</b>   |
|   |                            | Annual Maintenance fee for the reporting, software & maintenance updates (First 12 months already included in the initial purchase price of the <b>SLSC-6500-001 BA</b> ).   |
| <b>4.05</b>   | <b>SLSC-6500-PAGER</b>     | <b>Smartlink Android App</b>   |
|   |                            | Android App (includes 12 month License fee). Fee to install App on an Android device.  |
| <b>4.06</b>   | <b>SLSC-6500-PAGER-LIC</b> | <b>SL Android Annual Fee</b>   |
|   |                            | Annual android Fee for android App push notifications.   |
| <b>4.07</b>   | <b>SLSC-CC-SUPPORT</b>     | <b>24Hr Call support</b>   |
|   |                            | 24 hour call centre Maintenance & support.   |
| <b>4.08</b>   | <b>NPORT-5150-MOXA</b>     | <b>Serial to IP Converter</b>  |
|   |                            | Extra hardware Serial to IP Converter.   |
| <b>4.09</b>   | <b>WC-S-1101242-MODEM</b>  | <b>3G Modem SMS Gateway</b>  |
|   |                            | Extra hardware 3G Modem Kit (SMS Gateway).   |
| <b>4.10</b>   | <b>SAL-1154-AMP</b>        | <b>Salcom 25 Watt amp</b>  |
|   |                            | Extra hardware Salcom 25 watt amplifier.   |
| <b>4.11</b>   | <b>SAL-12-62-0150-VHF</b>  | <b>Paging transmitter.</b>   |
|   |                            | Extra hardware Salcom Paging transmitter.  |
| <b>4.12</b>   | <b>ATA-LINKSYS</b>         | <b>VOIP Adaptor</b>  |
|   |                            | Extra hardware VOIP Adaptor.   |
| <b>5 MONITORING EQUIPMENT</b>   |                            |  |
| <b>5.01</b>   | <b>SCU2</b>                | <b>Line Receiver Control Unit</b>  |
|  |                            | Line receiver card with 2x16 character LCD Display for alarm monitoring and configuration. Complete with 12VDC 3.5A plug pack. 32 hard-wired inputs. Accepts Ademco High Speed , Expanded and Contact ID formats. Stores and buffers up to 100 calls. Dual Relay Outputs (C, NO, NC) that activate on Incoming Alarms and Communication Failure. RJ11, 2-wire analogue extension for PSTN & PABX access. Separate RS232 and RS485 communication ports.   |



| Item   | Product Code  | Product Name & Description  |
|--|---|---|
| <b>6 SMARTLINK 'WANDER-ALARM' DEMENTIA WANDERING SYSTEMS</b> |   |   |
| <b>6.01</b>  | <b>WAN-DW-KIT</b>   | <b>Wander-Alarm Doorway KIT</b><br>Alarms when a person wearing a Bracelet/Wristwatch comes within 2-4 metres of sensor and opens the door.   |
|  |    | Includes:<br>1x Doorway Master Sensor<br>1x Doorway Controller/Sounder<br>1x 12VDC Plug Pack<br>1x Reed Switch  |
| <b>6.02</b>  | <b>TAG-W-002</b>  | <b>Wander-Alarm Bracelet</b><br>Standard Wander-Alarm Bracelet.<br>Totally waterproof - can be worn in the shower or bath. Includes strap.<br>12 month non-replaceable battery - when the battery is running low the LED light on the bracelet will flash and the speaker will beep occasionally. This lets you know that it is time to fit a new Bracelet. <b>12 month Warranty.</b> |
|  |    |   |
| <b>6.03</b>  | <b>BND-460-50</b>   | <b>Extra Strong Strap (Pack of 10)</b><br>Extra strong strap - adjustable   |
|  |    |   |
| <b>6.04</b>  | <b>MB-001</b>   | <b>Wander-Alarm Doorway Master Sensor</b><br>Detects when a person wearing a Bracelet/Wristwatch comes within 2-4 metres of sensor.<br>Includes: 1x Doorway Master Sensor   |
|  |    | Requires 12VDC<br>Provides a 1 second momentary contact closure when triggered  |
| <b>6.05</b>  | <b>SB-001</b>   | <b>Wander-Alarm Doorway Slave Sensor</b><br>Slave Sensors enables a doorway to be monitored without a reed switch or PIR on the door. Master Sensor (above) goes inside doorway on ceiling, and slave sensor goes outside doorway on ceiling/eave.  |
|  |    | Includes:<br>1x Doorway Slave Sensor  |
| <b>6.06</b>  | <b>DCS-003</b>  | <b>Wander-Alarm Doorway Controller/Sounder</b><br>Provides audible alarm at doorway when Bracelet/Wristwatch is detected. Alarm is reset by pressing reset button.<br>Includes:<br>1x Doorway Controller/Sounder<br>1x 12VDC Plug Pack  |
|  |   | Provides clean contact output for integration with other systems.<br>Includes separate reset input for connection to other systems or keypad.   |
| <b>'Wander-Alarm' Driveway</b>                               |   |   |
| <b>6.07</b>  | <b>WD-DV-001</b>  | <b>Wander-Alarm Driveway Sensor</b><br>Detects when a person wearing a Bracelet approaches a driveway or gate. Detection zone is a 6m radius around driveway sensor.<br>Solar powered - requires no cabling.<br>Requires Wireless Receiver LOC-RX-002 (shown below).  |
|  |  |   |
|  |  | Displays Wander-Alarms from up to 4 driveways. Provides audible alarm and shows which driveway has been triggered.<br>Provides 1x global clean contact output (activates when any driveway is triggered). Driveway alarm is reset by pressing reset button on Wireless Receiver.<br>Includes: 1x 12VDC Plug Pack.   |

| Item | Product Code | Product Name & Description  |
|------|--------------|---|
| 7    |              | <b>SMARTWIRE MK II Hardwired &amp; 'MKII Dual Hardwired/Wireless' NURSECALL</b>   |
| 7.01 | 106-347      | <b>LCD Control Module</b><br>Allows for multiple LCD display monitors to also be connected to the system as well as normal LED displays from the display port.  |
|      |              |    |
| 7.02 |              | <br><b>New DUAL TX Call Points With Patient Cord Sockets (pre-labeled)</b><br><i>(Type A, Intelligent, addressable call points)</i>  |
|      | 106-374      | <b>Staff Assist Call &amp; Cancel</b> Call Point <b>Dual TX Type A</b> , intelligent addressable  |
|      | 106-375      | <b>Patient Call &amp; Cancel</b> Call Point <b>Dual TX Type A</b> , intelligent addressable   |
|      | 106-376      | <b>Nurse Presence &amp; Cancel</b> Call Point <b>Dual TX Type A</b> , intelligent addressable   |
|      |              |    |
|      |              | <b>New DUAL TX Call Points Without Patient Cord Sockets</b>   |
|      |              | <i><b>NOTE:</b> When ordering following items please advise label type (listed below).</i>  |
|      | 106-377      | Nurse Call, Call Point <b>Dual TX Type A</b> Intelligent, addressable call point <b>without</b> patient cord socket   |
|      | 106-378      | Nurse Call (Local) Call Point <b>Dual TX Type B</b> non-intelligent call point <b>without</b> patient cord socket   |
|      |              | <u>Labels available</u>   |
|      | 440-381      | <b>Patient Call &amp; cancel</b> (standard)   |
|      | 440-382      | <b>Emergency Call &amp; cancel</b>  |
|      | 440-412      | <b>Staff Assist Call &amp; cancel</b>   |
|      | 440-412H     | <b>Staff Assist Call &amp; cancel</b> (Horizontal)  |
|      | 440-381H     | <b>Patient Call &amp; cancel</b> (Horizontal)   |
|      | 440-383      | <b>Nurse Presence &amp; cancel</b>  |
|      | 106-334      | <b>Wireless Transceiver for Smart Wire MKII Dual Hardwired/Wireless Nurse Call points</b><br>Wireless plug & play TWR Hardwired Nurse Call transceiver with ability to accept all our wireless TWR devices across the same data bus through any individual Dual hardwired call points. This now allows both hardwired and wireless call points and devices to work together seamlessly together to all have their own special ID number for individual device identification across the total installation. Also allows for proximity wireless duress locations (RTLS) across the whole system as well if required. (RTLS pendant availability TBA) |
|      |              |    |
| 7.03 |              | <br><b>Existing SmartWire MK11 older Call Points With Patient Cord Sockets (Compatible with older 100-548 master and new 106-379 Dual TX master but cannot accept receivers for wireless applications and or RTLS)</b><br><b>Call Points - With Patient Cord Sockets (pre-labeled)</b><br><i>(Type A, Intelligent, addressable call points)</i>  |
|      | 100-543      | <b>Staff Assist Call &amp; cancel</b> (Type A, intelligent addressable)   |
|      | 100-542      | <b>Patient Call &amp; cancel</b> (Type A, intelligent addressable)  |
|      | 100-541      | <b>Nurse Presence &amp; cancel</b> (Type A, intelligent addressable)  |
|      |              |    |
|      |              | <b>Existing SmartWire MK11 older Call Points - Without Patient Cord Sockets</b>   |
|      |              | <i><b>NOTE:</b> When ordering following items please advise label type (listed below).</i>  |
|      | 100-545      | <b>Type A</b> , Intelligent, addressable call point <b>without</b> patient cord socket  |
|      | 100-544      | <b>Type B</b> , non-intelligent call point <b>without</b> patient cord socket   |
|      |              | <u>Labels available</u>   |
|      | 440-381      | <b>Patient Call &amp; cancel</b> (standard)   |
|      | 440-382      | <b>Emergency Call &amp; cancel</b>  |
|      | 440-412      | <b>Staff Assist Call &amp; cancel</b>   |
|      | 440-412H     | <b>Staff Assist Call &amp; cancel</b> (Horizontal)  |
|      | 440-381H     | <b>Patient Call &amp; cancel</b> (Horizontal)   |
|      | 440-383      | <b>Nurse Presence &amp; cancel</b>  |
| 7.04 | SWSP         | <b>Shower pull switch</b><br>Ceiling/wall mount, reassurance light, connects to type A or C points, derives cancel facilities from call point connected to it. Requires Type B or additional switch to cancel call at location.   |
|      |              |    |
| 7.05 | SWPP         | <b>Patient push-set</b><br>Connects directly to type A or C call points, generates call if removed or unplugged. Call cancelled at Type A or C call point.  |
|      |              |    |
| 7.06 | SWPP 4M      | <b>Patient push-set with 4 metre cord</b><br>As per SWPP except with 4 metre cord.  |



| Item | Product Code                                  | Product Name & Description  |
|------|---|---|
| 7    | <b>SMARTWIRE MK II NURSE CALL (continued)</b> |   |
| 7.07 | SWPPL   | <b>Patient push-set with light button</b><br>As per SWPP except with additional button on handset for turning on lights.   |
| 7.08 | 100-546                                       | <b>Nurse Call Sounder</b><br>Intelligent sounder can be located anywhere along the main bus. The sounder monitors data on the bus and beeps according to the highest priority alarm.   |
| 7.09 | 100-547                                       | <b>Nurse Call Door Lamp</b><br>Lamps can be wired directly to a Type A Call point. A single lamp is capable of displaying the appropriate Green, Amber and Red light conditions depending on the type of call.   |
| 7.10 | 100-548                                       | <b>Nurse Call Master Controller</b><br>Master Interface for connecting to Smart Wire Nurse Call bus to computer via RS232. Accepts 240 individual call points (Type A, intelligent). Maximum of 4 masters per software installation (960 individual type A & C points maximum). Stores up to 240 call point descriptions. Includes an output port for driving a LED display.   |
| 7.11 | 100-549                                       | <b>Nurse Call Display Controller</b><br>Display Controller interface stores messages for LED displays. Can be positioned anywhere along the main bus to zone LED displays. Stores up to 240 call point descriptions.   |
| 7.12 | 106-379                                       | <b>DUAL Hardwired/Wireless Nurse Call Master (TX/Wired and pending TWR RTLS device capabilities)</b><br>Introducing our new dynamic Nurse Call Master controller combining the latest advanced hardwired Nurse Call features as well as all the benefits of our TWR wireless spread spectrum long range technology devices. Installations can now have a combination of both new hardwired feature's and call points with plug in gateway receivers at any call point which accepts all our TWR wireless devices (Bluetooth Fall & Vibration pendants, Blow switches, Wireless call points, Wireless smoke detectors/interfaces, PIR inactivity detectors, RTLS TWR pendants and a myriad of all our other wireless devices) seamlessly interacting all across the same bus. Now you can have a complete hardwired and or wireless nurse call system at your fingertips. <b>NB: If new TWR RTLS feature also required with the new DUAL system the wiring backbone must have 6 wires so pre cable for this in advance (RTLS Availability TBA)</b>  |

| Item | Product Code  | Product Name & Description   |
|------|---|--|
| 8    | PAGING TRANSMITTERS & RECEIVERS   |  |
| 8.01 | FS IN5 M  | <b>Intelpage 5W TX INTELPage 5 – Desktop VHF/UHF*</b><br>High quality POCSAG transmitter rated at 5 Watts transmitting on 148.3375 MHz (available in 148-174 MHz VHF & 450-470 MHz UHF). Provides good coverage for small-medium size installations. Adjustable switches allow unit to be interfaced with almost any piece of paging equipment. Unit comes with 12V power supply, plastic wall mount bracket, antenna with 90° adaptor and communication cables.<br><br><i>Recommend use with TX ANT 3db paging antenna.</i>   |
|      |    |  |
| 8.02 | FS IN5 R  | <b>INTELPage 5 – Rack Mount VHF/UHF*</b><br>'As above' but in Rack mount casing. High quality POCSAG Rack mount transmitter rated at 5 Watts transmitting on 148.3375 MHz (available in 148-174 MHz VHF & 450-470 MHz UHF).<br><br><i>A license for some transmitters may be required, depending on the output power. Enquiries should be made to the <a href="#">Australian Communications Authority</a>.</i>   |
|      |    |  |
| 8.03 | ANTENNA3  | <b>Paging antenna</b><br>Monopole external mount antenna.<br><i>Recommended for use with 5W transmitter (TX5w).</i>  |
|      |    |  |
| 8.04 | 7950-VHF-B  | <b>Alphanumeric radio pager</b><br>Bravo 4-line scrolling pager. With Vibrate and Melody alert. 148.3375 MHz or selectable. Up to 40 inbox messages and 20 saved slots for messages.   |
|      |    |  |
| 8.05 | LED-DEC-W07   | <b>Remote Display Wireless Decoder</b><br>Wireless POCSAG decoder for Wirelessly integrating SmartLink's Fusion, Smartpage and / or monitoring software systems to a remote site without the need for cabling. Compatible with Smartlite addressable and non-addressable LED displays. Capable of connecting 4 LED displays at a remote location anywhere within the paging transmitters coverage area (Total cable distance combined connecting LED's to the remote unit W07 is 20 metres using the RS-232 port connections and or multiple signs daisy chained up to 200 metres through the RS485 port). <b>NB: Wireless Decoder W07 allows programming of alternate key words and CAP codes via 4 button menu system.</b> Other features include, 2 relay outputs (1A max each), improved audio and visual alerts. Unit also available in 450 MHz on special request. |
|      |    |  |
| 8.06 | SSADR-50-16   | <b>SmartLite addressable LED display - 'Single Sided'.</b><br>Single Sided 3-colour (red, amber & green) remote LED addressable display compatible with Remote Display Wireless Decoder (LED-DEC) and SL-ADCM (Addressable Display Control Module). 14 character fixed capacity & automatic scrolling for extended character display purposes. Comes complete with mounting hardware to suspend unit from ceiling. The unit also features an integrated audio amplifier & speaker.   |
|      |  |  |
| 8.07 | DSADR-50-16   | <b>SmartLite addressable LED display - 'Double Sided'.</b><br>Double Sided 3-colour (red, amber & green) remote addressable LED display compatible with Remote Display Wireless Decoder (LED-DEC) and SL-ADCM (Addressable Display Control Module). 14 character fixed capacity & automatic scrolling for extended character display purposes. Comes complete with mounting hardware to suspend unit from ceiling. The unit also features an integrated audio amplifier & speaker.   |
|      |  |  |
| 8.08 | SS-4-SINGLE   | <b>Single Sided Display 12-24V DC addressable</b><br>As above but now also incorporates 12 to 24V operating Voltages, 7 colour LED technology, external audio-incapabilities, new high intensity LEDs with brightness control (Day/Night etc.) adjustable through command control software.  |
|      |  |  |
| 8.09 | DS-4-DOUBLE   | <b>Double Sided Display 12-24V DC addressable</b>  |
|      |  |  |
| 8.10 | SL-ADCM   | <b>Addressable Display Control Module</b><br>ADCM is an Addressable Display Controller Module that can be used to drive the Smartlite Remote LED displays for all smartlink alarms on the one RS484 bus. Being a computer based unit it can also provide individual addressability (Up to 30) and local alert sounds on each sign with no extra audio cabling required. The ADCM operates from the TAP output on the Fusion system and or SmartWatch XP. The unit is also fully programmable for extra alternate key words (Up to 30) for interfacing into other 3 <sup>rd</sup> party products like fire panels etc.<br><b>NB: Ensure only 'Addressable' Smartlite remote LED displays are used with unit.</b>  |
|      |  |  |
| 9    | POWER SUPPLIES  |  |
| 9.01 | POW-187   | <b>12V DC 3.5A Switch Mode Regulated power supply</b><br>3.5 Amp Switch Mode Regulated 12 Volt DC power supply for line receiver control unit (SCU) and 4 Watt transmitter etc.  |

Notes:

1. Larger & export based one-time shipments subject to a further discount by negotiation.
2. To the best of our knowledge, the information contained in this document is correct at the time of print. SmartLink (Division of Ness Corporation Pty Ltd) reserves the right to make changes to the features & specifications at any time without prior notice in the course of product development.

# Warranty Statement

---



This Ness Corporation product warranty offers the customer peace of mind and protection and is in addition to other rights and remedies of the consumer under a law relating to goods of the type covered by this warranty.

Unless otherwise specified, the warranty period against defects for products manufactured or supplied by Ness Corporation / Smartlink division shall be two years from the date of purchase.

To make a warranty claim, the product should be returned to Ness Corporation / Smartlink Division; details of which appear below. The product must be returned with the installer's fault report clearly stating the company name and contact details of the purchaser, the date of purchase, product serial number/s (if any), the original invoice number and a detailed fault description.

The product can be returned in person, by mail or by courier at the customer's expense. Ness Corporation will not be liable for the cost of removal, re-installation or transportation.

Products deemed faulty will be repaired or replaced at Ness Corporation's discretion free of charge but no responsibility is accepted for products subjected to misuse nor is responsibility accepted for consequential costs. A specific exception to our product warranty relates to damage caused by lightning strike or power surge to equipment connected directly to phone lines. Repair or replacement charges will apply in respect of such damage.

Our goods come with guarantees that cannot be excluded under the Australian Consumer Law. You are entitled to a replacement or refund for a major failure and for compensation for any other reasonably foreseeable loss or damage. You are also entitled to have the goods repaired or replaced if the goods fail to be of acceptable quality and the failure does not amount to a major failure.

The complete Ness Corporation Terms and Conditions are contained in this price list.

## Contact Us

---



### **SMARTLINK**

A division of Ness Corporation Pty Ltd ABN 28 069 984 372

SMARTLINK Division, Ness Corporation  
Unit 4 / 56 Norcal Road Nunawading VIC 3131 Australia

Smartlink service enquiries to Ph: 03 9875 6400 Email: [smartlink@ness.com.au](mailto:smartlink@ness.com.au)  
[www.smartlink.com.au](http://www.smartlink.com.au) / [www.ness.com.au](http://www.ness.com.au)

# General Terms and Conditions

---

IN CONSIDERATION OF Ness Corporation Pty Ltd ABN 28 069 984 372, (hereinafter referred to as "the Company") providing commercial credit facilities to the party completing the application (hereinafter referred to as "the Customer") annexed to these conditions:-

- (i) The Customer acknowledges and agrees that the following applies to and forms part of any contract for the supply of Goods and / or Services by the Company and that these General Terms and Conditions take precedence over any terms and conditions which may be contained in any document provided by the Customer. Any request from the Customer to the Company for the supply of Goods and / or Services shall constitute acceptance of these general terms and conditions.
- (ii) The Customer hereby charges in favor of the Company all its estate and interest in any land and in any other assets, whether tangible or intangible, freehold or leasehold, in which it now has any legal or beneficial interest or in which it later acquires any such interest with payment of all monies owed by the Customer and consents to the lodging by the Company of a caveat or caveats which note its interest in or over any such land or other caveatable property;
- (iii) The Customer acknowledges that where the Customer consists of more than one party or entity, liability shall be joint and several.

## TERMS

These terms and conditions, including any Credit Limits set by the Company, are effective from the date of acceptance by the Customer and may be amended or superseded from time to time by notice given by the Company by any means. Unless or except specifically excluded herein, the Company and the Customer retain any rights and remedies available to them in any prior or pre-existing agreement.

"Collateral" and/or "Goods" shall mean all goods and/or services supplied by the Company to the Customer, or ordered by the Customer but not yet supplied, and includes goods described on any quotation, invoice, purchase order or any other document including any recommendations and advice and over which the Company may intend to register a Security Interest.

"Price" shall mean the cost of the Collateral as referred to in the Company's price lists, invoices, prepared quotes and / or specific arrangements and shall be subject to change from time to time without notice.

## 1. JURISDICTION

- a. This agreement shall be construed in accordance with laws of the State of New South Wales and, where applicable, The Commonwealth of Australia and the Customer submits to the non-exclusive jurisdiction of the courts of New South Wales.
- b. The Company shall have exclusive right to nominate the Court in which any legal action is to be commenced and conducted.

## 2. PERSONAL PROPERTY SECURITIES ACT 2009 (PPSA)

- a. The Customer grants and the Company may register on the Personal Property Securities Register, a security interest in all and any sale of Collateral under this agreement, including but not limited to intellectual property and all other present or after-acquired property.
- b. The Customer warrants that all purchases under this agreement are for commercial purposes only and, accordingly, the provisions of the Consumer Credit Act will not apply.
- c. The Customer and the Company agree to contract-out of the PPSA in accordance with section 115 of the PPSA to the extent that the section applies for the benefit of, and does not impose a burden on, the Company. The Customer waives its right to receive a copy of any Financing Statement or any Financing Change Statement registered by the Company in respect of the security interest created by these terms and conditions.
- d. The Customer agrees to execute any documents, provide all relevant information and co-operate fully with the Company to ensure that the Company has a perfected security interest in the personal property charged and, if applicable, a Purchase Money Security Interest (PMSI).
- e. The Customer agrees to notify the Company of any change in the Customer's structure or management including any sale or disposition of any part of the business of the Customer, any change in directorships, shareholders or management or change in partnership or trusteeship 7 days prior to any such change taking effect.
- f. The Customer agrees that, until all monies owing to the Company are paid in full, it shall not sell or grant any other Security Interest in the Collateral.
- g. The Customer agrees to reimburse the Company for all costs and/or expenses incurred or payable by the Company in relation to registering, maintaining or releasing any financing statement or any other document in respect of any security interest under this agreement.

## 3. THE COMPETITION & CONSUMER ACT 2010

- a. The warranties, rights and remedies of the Customer as outlined in the Competition & Consumer Act 2010 are not intended to be compromised as a result of anything contained in these terms and conditions, except to the degree permitted by the Act.

## 4. PAYMENT TERMS

- a. At the Company's sole discretion, a deposit may be required prior to any supply.
- b. Credit Account Customers are required to pay all amounts for purchases, in full and with no deduction or set-off, no more than 30 days from the end of the month during which any given purchase is made.
- c. In the event of a dispute, the complete undisputed portion of the account must be paid in accordance with the Payment Terms.
- d. Should it be considered necessary by the Company to incur legal and/or any other expenses, including any such expenses to any debt collection agency, in obtaining, or attempting to obtain, payment for any amount due by the Customer, the Customer shall be liable for all such expenses. The Customer acknowledges that those expenses may be calculated on a commission basis at a percentage rate of up to 25% of the amount due and expressly agrees to pay those expenses irrespective of the amount of work actually performed by the agency.
- e. Amounts received by the Company may be applied first against interest, charges and expenses.
- f. Interest on overdue amounts may be charged at a rate of 1.50 % per calendar month or part thereof and the Customer shall be liable for, and expressly undertakes to pay, all such interest.
- g. Any payment made by or on behalf of a Customer which is later avoided by the application of any Statutory Provision shall be deemed not to discharge the Customer's indebtedness and, in such an event, the parties are to be restored to rights which each respectively would have had if the payment had not been made.
- h. The Customer shall be liable for, and expressly undertakes to pay, all fees (including an Administration Fee in an amount to be set from time to time by the Company) for all costs incurred as a result of any cheque or electronic banking transaction being dishonoured for whatever reason.

## 5. DELIVERY

- a. The Company shall not be liable for any loss or damage, including consequential loss or damage, arising from delay in delivery or failure to deliver Collateral, either whole or in part, due to circumstances beyond its control.
- b. The Company's obligation to deliver shall be discharged on arrival of the Collateral at the Customer's nominated delivery destination or nominated agent or carrier. If the Customer is unable or unwilling to accept physical delivery of the Collateral when the Collateral is ready for delivery, the Company shall be entitled to charge a fee for any delay suffered, or to arrange for storage of the Collateral at the risk and cost of the Customer including all transportation, storage and other consequential costs.
- c. If the Company does not receive forwarding instructions sufficient to enable it to despatch the Collateral within 14 days of notification that they are ready the Purchaser shall be deemed to have taken delivery of the Collateral and the terms of payment shall apply from such date.
- d. The Company reserves the right to deliver by instalments. If delivery is made by instalments the customer shall not be entitled:
  - (i) to terminate or cancel the contract; or
  - (ii) to any loss or damage howsoever arising for failure by the Company to deliver any instalments on or before the quoted date.

## 6. DEFECTS

- a. The Customer shall inspect the Collateral upon delivery and will, within 48 hours, notify the Company of any defects, short deliveries or any failure to fulfil any quotation or order.
- b. The Customer will, within a reasonable time following delivery, grant the Company access to the Collateral in order to inspect for any alleged defects.
- c. Should the Customer fail to notify the Company within the specified period then the Collateral shall be deemed to be in compliance with the order and free from any defect whatsoever.

## 7. WARRANTY

- a. The Company warrants that Collateral supplied shall be of merchantable quality.
- b. The Company does not warrant that any Collateral is fit for a particular purpose and, except or unless otherwise stated herein, warranties relating to title, defects or conformity of the Collateral are expressly excluded.
- c. The Collateral shall have the benefit of the Company's product warranty as detailed on the Company's web site.
- d. The Collateral comes with guarantees that cannot be excluded under the Australian Consumer Law. The customer is entitled to a replacement or refund for a major failure and for compensation for any other reasonably foreseeable loss and damage. The customer is also entitled to have the Collateral repaired or replaced if the Collateral fails to be of acceptable quality and the failure does not amount to a major failure.

# General Terms and Conditions (continued)

---

## 8. RETENTION OF TITLE

- a. Title in all the Collateral supplied shall remain vested in the Company and shall not pass to the Customer until all monies owing to the Company by the Customer together with all collection, repossession and / or legal costs incurred, have been paid in full. Until title passes to the Customer, the Customer acknowledges that these conditions create, in the Company's favour, a PPSA purchase money security interest in the Collateral and any proceeds of their sale.
- b. The Company shall retain an equitable interest in the Collateral, whether separate or co-mingled or accessioned, which shall be stored in such a manner as to be clearly identifiable as the property of the Company, until title has passed to the Customer and further, upon re-sale of the Collateral by the Customer, the Company shall have the right to trace any proceeds of sale to the extent that they relate to its Collateral which are incorporated.
- c. If payment has not been received, the Customer will transfer to the Company all of its rights in respect of the sale price.
- d. The Company may demand at any time until title has passed to the Customer that the Customer returns the Collateral or any part of them.
- e. In the event that the Customer defaults in the payment of any monies owing, the Company and its employees or agents shall have the right to enter without notice upon the Customer's premises or any other premises where the Collateral is known to be stored to repossess the Collateral and for this purpose the Customer shall grant reasonable access rights and the Company, its employees or agents shall be entitled to do all things required to secure repossession.

## 9. RISK

- a. Notwithstanding Retention of Title provisions as per clause 8 hereof, the risk in Collateral purchased shall pass to the Customer upon delivery to the Customer or its agent or a carrier nominated by the Customer.
- b. If any of the Collateral is damaged or destroyed prior to the title passing to the Customer, the Company is entitled, without affecting any other rights and remedies under any agreement, to any insurance proceeds payable for the Collateral.

## 10. CANCELLATION

- a. The Company may cancel the delivery of Collateral at any time before delivery by giving notice to the Customer by any means.
- b. The Company shall not be liable for any loss or damage, including any consequential loss or damage, arising from such cancellation.
- c. The Customer may cancel the delivery of Collateral at any time before delivery by giving notice to the Company by any means.
- d. In the event that the Customer cancels delivery of Collateral, the Customer shall be liable for any costs incurred by the Company up to the time of the cancellation including, but not limited to, any re-stocking fees incurred by the Company.

## 11. LIMITATION OF LIABILITY

- a. The liability of the Company to the Customer for any reason related to the performance of Goods under this agreement shall be limited to the replacement or repair of the Goods or the amount paid or payable by the Customer in respect of the particular Goods.
- b. Where the customer is not a consumer for the purpose of the Australian Consumer Law and except where conditions, warranties and rights implied by the Competition and Consumer Act 2010 (the Act) cannot be excluded and subject always thereto, representations, promises, statements, warranties and conditions regarding any Collateral or services supplied by or on behalf of the Company are expressly excluded. The Company shall not be liable for any loss or damage whatsoever and however arising whether direct, indirect or consequential or in respect of any claim, whenever and however made, for any loss or damage, deterioration, deficiency or other fault or harm in the goods manufactured, work executed or services provided by or on behalf of or in any arrangement with the Company or occasioned to the Customer or any third or other party or to his or their property or interest and whether or not due to the negligence of the Company its servants or agents.
- c. The Company shall not be liable in any circumstances for any:
  - (i) defects or damage caused in whole or in part by misuse, abuse, neglect, electrical or other overload, non-suitable lubricant, improper installation repair or alteration (other than by the Company) or accident;
  - (ii) any transport installation removal labour or other costs;
  - (iii) Collateral not manufactured by it however the Company will endeavour to pass on to the Customer the benefit of any claim made by the Company and accepted by the manufacturer of such Collateral under a warranty given by the manufacturer provided that nothing contained in this subparagraph shall limit the rights of the Customer to proceed against the Company pursuant to the Act;
  - (iv) technical advice or assistance given or rendered by it to the Customer whether or not in connection with the manufacture construction or supply of the Collateral for or to the Customer provided always that the Company has rendered such services with the care and skill and that any materials supplied in connection with those service are reasonable for the purpose for which they are supplied.

## 12. WAIVER

Failure by the Company to insist upon strict performance of any term or condition hereof shall not be deemed a waiver thereof or of any rights which the Company may have and shall not and nor shall any express waiver be deemed to be a waiver of any subsequent breach of any term or condition.

## 13. INSOLVENCY & DEFAULT

If:

- (a) the Customer makes default in payment due hereunder;
  - (b) a resolution is passed or proposed or a petition is presented or an application filed for the winding up of the Customer;
  - (c) a receiver or receiver and manager is appointed of the property or any part of the property of the Customer;
  - (d) the Customer makes or proposes to make any arrangement with the Creditors;
  - (e) the Customer is placed under official management;
  - (f) execution is levied upon the assets of the Purchaser for an amount in excess of \$1,000.00 and is not within seven days satisfied,
- then and in any such event the Company may at its option withhold further deliveries or cancel the contract without prejudice to its rights hereunder.

## 14. QUOTATIONS

All quotations, customer assistance, advice, suggestions and support provided by the Company or its staff, by way of discussion, drawings or on site, at the invitation or request by a customer of the Company in respect to product suitability, performance, application, service or warranty, is provided only in relation to NESS products. The Company is not responsible for the suitability or operation of products not supplied or approved by the Company.

Any quotations provided by the Company are based on information provided by the Customer and no responsibility will be taken by the Company as to the suitability of the quoted products for the intended purpose. The Customer is responsible for making individual assessments and verifying that any product quoted is suitable and fit for purpose.

The Customer acknowledges that in providing customer assistance, advice, suggestions or support the Company or its staff are not acting as Security Consultants, Advisors or Installers. The Customer accepts that it has a responsibility to be appropriately licensed in the respective state or territory in which it operates and be sufficiently trained and competent in product installation, programming and maintenance thereof.

## 15. GENERAL

- a. The Company accepts no responsibility for changes in any law which may affect supply.
- b. Neither the Company nor the Customer shall be liable for any breach of any provision of any contract between them arising from an act of their respective God, natural disaster, terrorism, war or any other, specified or un-specified, occurrence beyond the control of either party.
- c. The invalidity or unenforceability of any provision of these General Terms and Conditions shall not affect the validity or enforceability of the remaining provisions.
- d. The Customer acknowledges that all purchases are made relying solely upon the Customer's own skill and judgment.

The Company is committed to protecting your privacy. Its policy is to comply with the National Privacy Principles for the handling of personal information as set out in the Privacy Act, 1988. In accordance with those principles, and with the Company's Privacy Policy, persons will be given access to their personal information upon request. The Company uses the types of personal information collected, to enable it to supply customers with its products and services and for assessing Applications for Commercial Credit, managing accounts and, if necessary, assessing its risk in, and collecting debts. This information may be disclosed to the Company's associated or related entities, parties related to the Customer's employment (e.g. referees and others as set out in the Privacy Policy) contractors, other credit providers, whether or not an account is overdue and, if necessary, its risk insurers, debt collectors and credit reporting agencies. If all or part of the information requested is not provided, the Company may not be able to consider any application or to provide credit facilities. Customers who have any concerns about the Privacy Policy are requested to direct them to The General Manager, Ness Corporation, 4/167 Prospect Highway, Seven Hills, NSW, 2147.

# Additional Terms and Conditions

---

- 1 **CONDITIONS OF SALE**  
All equipment and services provided by SmartLink International are subject to our printed "Terms and Conditions of Sale" which are published in the Ness Corporation Account Application Forms and are reproduced in this price list. Placement of an order with SmartLink International constitutes acceptance of these terms and conditions.
- 2 **PRICING**  
Prices are net F.O.B. Melbourne with freight and insurance cost to the account of the purchaser. The Distributor rate refers to quantity purchases (typically 500 units) or where used by approved authorised distributors in conjunction with a SmartLink system project. (Project to be nominated at the time of ordering).
- 3 **PAYMENT TERMS**  
Terms are C.O.D. unless other arrangements are agreed in writing. SmartLink International's standard trading terms are 30 days nett from date of delivery with invoice.
- 4 **DELIVERY**  
Delivery is subject to prior sales commitments and is therefore subject to confirmation at the time of ordering. Please allow 2 to 4 weeks for project deliveries.
- 5 **RETURNS**  
Goods will be accepted for return and subsequent credit if returned in a re-saleable condition within 14 days of purchase and be subject to a 20% restocking fee. SmartLink reserves the right to refuse acceptance of goods returned after 14 days.
- 6 **GST**  
The general rate of GST is 10% applicable to all listed prices except for the following items which are GST exempt: - SmartLink Medi-Alarms, pendants, transmitters, inactivity detectors and various accessories when used for medical purposes as defined under GST regulations.  
GST will be charged at the prescribed rate of 10% unless the purchaser orders such goods under a GST exemption certificate or shall provide a statement of compliance, which provides for GST exemption.
- 7 **HOUSE BRANDING**  
All products are available branded with the OEM or Client's own "House Brand". Such requirement will, however, where multi-colour print or complex artwork is required, incur additional cost and will be subject to viable quantities per supply order.
- 8 **WARRANTY**  
The manufacturer's standard 24 month (2 year) factory warranty applies this being the free of charge repair or replacement of goods returned at the customer's cost to the manufacturer or an authorised agent of the manufacturer, such defects being due solely to faulty materials or workmanship deemed by the manufacturer to apply to such returned goods.
- 9 **VALIDITY**  
The price list is subject to variation without notice and confirmation is required at the time of purchase unless extended validity has been specifically granted in relation to specific tenders or quotations.
- 10 **TITLE OF GOODS**  
SmartLink International does not pass title to goods to the customer unless and until SmartLink International receives full payment without deduction or set-off, and the goods are delivered to the customer upon condition that the customer holds the goods as trustee for SmartLink International until full payment has been effected.
- 11 **SOFTWARE**  
SmartLink software will be registered "per site" and shall not be copied for use other than for back-up purposes for registered users.
- 12 **QUALITY**  
SmartLink reserves the right at any time to make alterations to the specification, design or construction of goods at its own discretion provided that the goods shall remain of saleable quality and sufficient for purposes nominated.

## Bank Details

---

### INFORMATION REQUIRED FOR PAYMENT OF ACCOUNTS BY DIRECT DEPOSIT

Account name: Ness Corporation Pty Ltd  
Bank: ANZ Banking Group, 221 Prospect Highway, Seven Hills 2147 NSW, Sydney, Australia  
BSB: 012410  
Account Number: 837268594  
Swift Code: ANZBAU3MXXX

When direct-depositing, please include your Ness ACCOUNT NUMBER, COMPANY NAME and INVOICE NUMBER/s if applicable.